

# ESPANSIONE

bredametals.com

## EXPANDED METAL SHEETS

### Applications

Elevator Cabs, Wall Panels,  
Celing Panels, Retail Display,  
Bar fronts, Facades.  
Partitions, Curve Panels

### Environment

Interior, Exterior

### Dimensions/Finishes

Completely Customizable  
Bendable, Cut to Size  
Framing and Installation  
Systems





# ESPANSIONE

EXPANDED METAL SHEETS

Custom Colors Available With Anodisation Process

AVAILABLE OXIDATION COLOR




**ORCO**  
M.MTT.EX.400  
Openness: 18%  
Max Width: 59"  
Max Length: 144"




**NURE**  
M.MTT.EX.401  
Openness: 52%  
Max Width: 59"  
Max Length: 144"




**TRESA**  
M.MTT.EX.402  
Openness: 34%  
Max Width: 51"  
Max Length: 108"



**RENO**  
M.MTT.EX.403  
Openness: 43%  
Max Width: 59"  
Max Length: 144"




**ARNO**  
M.MTT.EX.404  
Openness: 52%  
Max Width: 59"  
Max Length: 144"



**TESINO**  
M.MTT.EX.405  
Openness: 34%  
Max Width: 59"  
Max Length: 144"



**MINCIO**  
M.MTT.EX.406  
Openness: 25%  
Max Width: 59"  
Max Length: 144"



**BRENTA**  
M.MTT.EX.407  
Openness: 17%  
Max Width: 59"  
Max Length: 144"