

EMBOSSSED METALS

Metal Ceiling Systems • Application

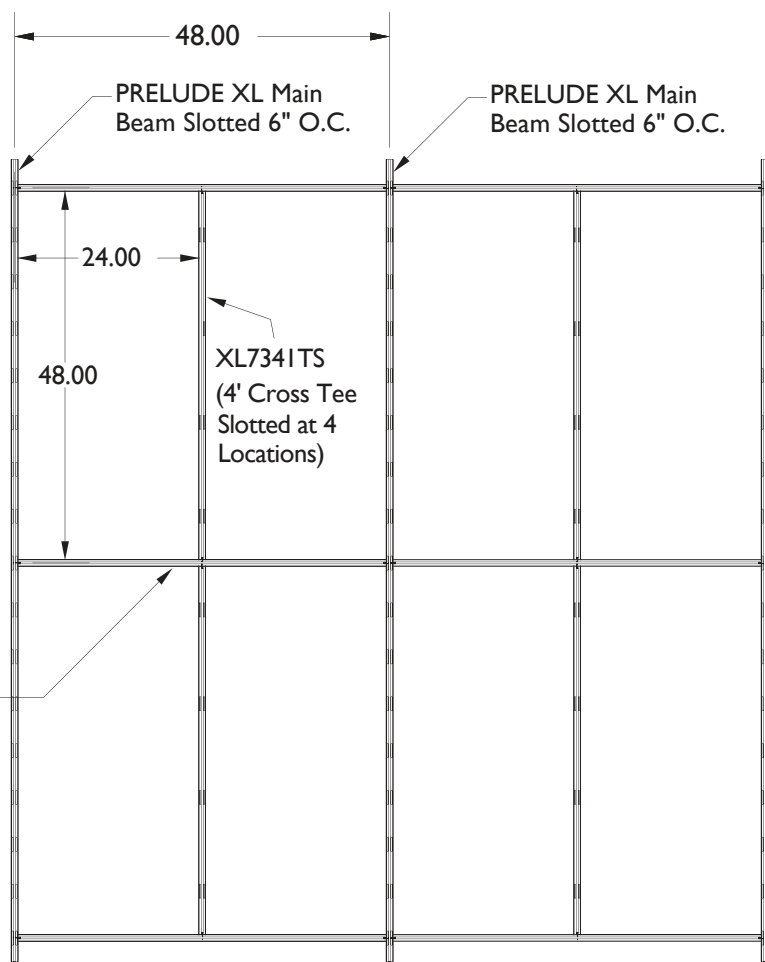
EMBOSSSED METALS can be installed with a spring torsion system.

As shown below, EMBOSSSED METALS panels can be fitted in either the 2' x 4' (see Fig. 1) or 2' x 2' (see Fig. 2), which are the standard panel sizes.

We suggest to use the PRELUDE XL 15/16" Grid System by ARMSTRONG® for installation.

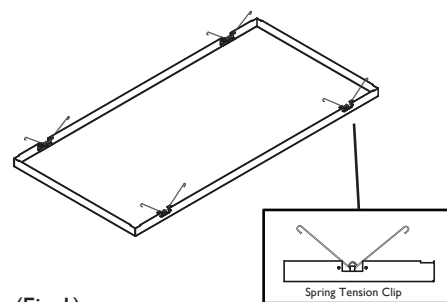
PRELUDE XL 15/16" Grid System by ARMSTRONG®

Standard Panel Size and Grid Layout



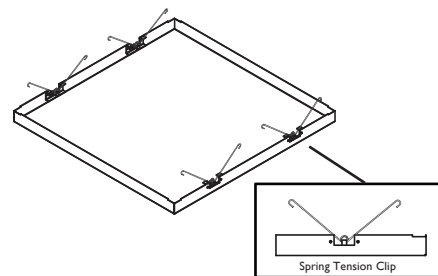
2x2 & 2x4 Grid Layout

Fig. 1 Standard 2' x 4' (24" x 48")



(Fig 1)

Fig. 2 Standard 2' x 2' (24" x 24")




(Fig 2)

(Important Information on the next page)

EMBOSED METALS

Metal Ceiling Systems • Application

EMBOSED METALS panels have a double bent edge that allows a more secure fit for ceiling systems while giving panels a seamless finish when fitted onto the ceiling. See diagrams below for more details.



Where Spring Tension clip is attached to

For any questions or concerns regarding other panel sizes or about the ceiling systems, we suggest to ask Armstrong or any other ceiling panel system companies you plan on working with.